

BALTIC SEA ENVIRONMENT PROCEEDINGS

No. 20

FIRST BALTIC SEA POLLUTION LOAD COMPILATION



BALTIC SEA ENVIRONMENT PROCEEDINGS

No. 20

FIRST BALTIC SEA POLLUTION LOAD COMPILATION

BALTIC MARINE ENVIRONMENT PROTECTION COMMISSION
– HELSINKI COMMISSION –
January 1987

For bibliographic purposes, this document should be cited as:
Baltic Marine Environment Protection Commission – Helsinki Commission, 1987.
First Baltic Sea Pollution Load Compilation.
Baltic Sea Environment Proceedings No. 20.

Copyright 1987 by the Baltic Marine Environment Protection Commission –
Helsinki Commission.

ISSN 0357-2994

Helsinki – Government Printing Centre
Hamburg – Deutsches Hydrographisches Institut, 1987

Table of Contents

	Page
PREFACE	4
INTRODUCTION	5
TABLE PRESENTATIONS OF THE LOAD	8
Comments on the Tables	8
List of Sub-Areas	9
Tables of Values of the Baltic Sea States	
Denmark	10
Finland	15
German Democratic Republic	20
Federal Republic of Germany	23
Polish People's Republic	25
Sweden	27
Union of Soviet Socialist Republics	33
The Total Load	37
GRAPHIC PRESENTATIONS OF THE LOAD	39
Comments on the Figures	39
Regional Distribution of Discharges	
Total Nitrogen	40
Total Nitrogen, atmospheric input	41
Total Phosphorus	42
Total Nitrogen and Total Phosphorus	43
Biological Oxygen Demand	44
Cadmium	45
Zinc	46
Copper	47
Sub-Areal Attributes	
Population	48
Length of Coastline	49
Catchment Area	50
Population Density	51
Population Density of Total Phosphorus	52
Areal Density of Total Nitrogen	53
BALTIC SEA ENVIRONMENT PROCEEDINGS	54

Preface

This document contains the results of the first attempt to compile the very heterogeneous data on the pollution load to the Baltic Sea submitted to the Helsinki Commission in various occasions. Consequently, due to various sources of information, there are differences in the reliability and age of the data and gaps in the data sets. Assuming that the values are often preliminary or based on very rough background data, this compilation should be used with great caution. However, there has been an obvious need for an officially published evaluation of the pollution load to the Baltic Sea. Therefore, this estimation, however rough it is, should be seen as a first step towards further, more reliable evaluations.

The document has been prepared by the Secretariat of the Helsinki Commission with the assistance of the Federal Republic of Germany, especially the Deutsches Hydrographisches Institut and Mr. Rainer Rudloff, who, as consultant of the Commission, has compiled and evaluated the data and planned the graphic presentations.

Introduction

The Baltic Marine Environment Protection Commission - Helsinki Commission, during its interim period (1974-1980), initiated an exercise to compile the information in relation to the pollution load from land-based sources to the Baltic Sea. The Commission accepted a rough questionnaire (1980) which was to be used in collecting national information on a voluntary basis according to the given time-table. During the past years several attempts were made to receive enough data for even a rough estimation of the total pollution load to the Baltic Sea. The information originally requested concerned organic matter (BOD, COD) and nutrients (nitrogen and phosphorus) discharged from the municipalities and via rivers. Later on the need for information on the load of harmful substances of highest priority was stressed. Therefore, these substances as well as the load from industrial sources were included in the list of substances requested to be reported to the extent possible.

The 5th meeting of the Commission (1984) decided that the pollution load evaluation be published in the Baltic Sea Environment Proceedings. Since then corrections and new values to the information submitted earlier have been made by several Baltic Sea States. Due to the long history of the preparation of the first compilation and the various sources of the data used for the evaluation, as well as for practical reasons, the age of the data differs from country to country as well as from source to source.

The first rough estimation concerning atmospheric fallout to the Baltic Sea was available in 1986 but, due to several gaps in the knowledge, as well as the different origin of the data and the sources of the load, this estimation has been included in this document only in the table presenting preliminary values of the total pollution load. A proposal has been made to the Commission that the first evaluation

of the atmospheric fallout be published separately in the Baltic Sea Environment Proceedings in the nearest future.

It should be emphasized that the data contained in this first pollution load compilation must be interpreted and used with great care owing to at least the following factors:

- the values are not strictly comparable due to different history of the origin of the data, and the data relate to different years depending on their origin,
- there are many gaps in the data, both in terms of a lack of information on the inputs of some substances to certain areas and also in terms of incomplete information on the inputs from the various sources within one area,
- in some cases the data provided for a large geographical area have had to be divided up to obtain values for the sub-areas covered in the report.

It is natural that these factors influence the validity of the individual input values given for each area and the relative proportions of inputs among the various areas.

Although this document should be considered to be a first attempt at an overall compilation of inputs to the Baltic Sea, the future work will aim at developing an agreed methodology and a basis for the estimation of inputs. It will also aim at obtaining as complete information as possible on the input of each substance of concern from the various sources in each sub-area of the Baltic Sea.

Several estimations and "guesses" already exist about the pollution load to the Baltic Sea published in open literature. This synopsis is, however, generating from the information submitted only via official channels to the Commission by the Contracting Parties to the Helsinki Convention. The distribution of the reference documents prepared for the internal use of the Commission and its

subsidiary bodies is restricted, and the documents are not available in open literature. The number of sub-areas chosen for this document is 20, and one or more riparian states are responsible for the information concerning each sub-area. The pollution load is considered in four categories according to the source: municipalities, industry, rivers and atmosphere. The sources may not be strictly defined due to overlapping in some cases.

The latest comments on the data included in this document were submitted by the Contracting Parties and processed by the consultant in 1986. In many cases, however, new information has continuously been collected on a national level and the data published in this document might be "out-of-date" already from the first beginning. Keeping this in mind the document might, however, give some notion of the order of magnitude of the load estimated to be discharged to the Baltic Sea.

Table Presentations of the Load

Comments on the Tables of Load Compilation

According to STC decisions, the Baltic Sea Area is divided into nine sub areas. One or more riparian nations are responsible for the information given from each sub area. Thus, there are twenty different areas to be considered.

The pollution load is divided into three different load sources : the municipal, the industrial and the river load. The dividing of the pollution load into just three sources is not binding, because the Contracting Parties are using different value collecting methods; therefore the particular sources are not quite comparable.

The values used in this compilation are delivered via official channels to the HELCOM Secretariat, no other sources have been used. For verification and completion the first draft has been mailed to the Contracting Parties. From the information returned a new compilation has been made.

There are a lot of data, but many gaps still remain. In some cases, overlapping data is given, which has to be divided up in order to obtain the necessary values for the sub areas.

For this first attempt at a complete evaluation and computation of the pollution load to the Baltic Sea Area the data is very heterogeneous. Data of different reliability and age must be used. With the help of the Contracting Parties, the next revision may be more reliable.

The graphics should be interpreted with caution. The values are preliminary, some are calculated from very rough data where the estimations may be far away from the real values.

LIST OF SUB-AREAS

ABBR.	SUB-AREA	CONTRACTING PARTY
BAP-DAN	BALTIC PROPER, BORNHOLM	DENMARK
KAT-DAN	KATTEGAT	DENMARK
SOU-DAN	THE SOUND	DENMARK
WEB-DAN	BELT SEA AND WESTERN BAYS	DENMARK
ARC-FIN	ARCHIPELAGO SEA	FINLAND
BOB-FIN	BOTHNIAN BAY	FINLAND
BOS-FIN	BOTHNIAN SEA	FINLAND
GUF-FIN	GULF OF FINLAND	FINLAND
BAP-GDR	BALTIC PROPER	GDR
WEB-GDR	WESTERN BALTIC BAYS	GDR
WEB-GER	WESTERN BALTIC BAYS	GER
BAP-POL	BALTIC PROPER	POLAND
BAP-SWE	BALTIC-PROPER	SWEDEN
BOB-SWE	BOTHNIAN BAY	SWEDEN
BOS-SWE	BOTHNIAN SEA	SWEDEN
KAT-SWE	KATTEGAT	SWEDEN
SOU-SWE	THE SOUND	SWEDEN
BAP-SUN	BALTIC PROPER	USSR
GUF-SUN	GULF OF FINLAND	USSR
GUR-SUN	GULF OF RIGA	USSR

P O L L U T I O N L O A D C O M P I L A T I O N
 A r e a a b b r e v i a t i o n : B A P - D A N
 B A L T I C P R O P E R , B O R N H O L M - D E N M A R K

PARAMETER SUBSTANCE	UNIT		FROM MUNICIPAL.(REF.	THROUGH RIVERS(REF.	FROM INDUST.(REF.	TOTAL SUM
NITROGEN	TOT-N	T/A	800(1	1800(1	0(1	2600
PHOSPHORUS	TOT-P	T/A	270(1	30(1	0(1	300
B O D	BOD	T/A	3000(1	1200(1	0(1	4200
MERCURY	HG	KG/A	20(1	((20
CADMIUM	CD	KG/A	40(1	25(1	5(1	70
ZINC	ZN	T/A	30(2	((30
LEAD	PB	T/A	(((
COPPER	CU	T/A	5(2	((5
OIL	OIL	T/A	11(4	6(4	0(4	17
ARSENIC	AS	T/A	(((
NICKEL	NI	T/A	(((
VANADIUM	V	T/A	(((
CHROMIUM	CR	KG/A	(((

Please see references for details
of the annual discharges

P O L L U T I O N L O A D C O M P I L A T I O N
 A r e a a b b r e v i a t i o n : K A T - D A N
 K A T T E G A T - D E N M A R K

PARAMETER SUBSTANCE	UNIT	FROM MUNICIPAL.(REF.	THROUGH RIVERS(REF.	FROM INDUST.(REF.	TOTAL SUM
NITROGEN	TOT-N T/A	4500(1	13000(1	500(1	18000
PHOSPHORUS	TOT-P T/A	1400(1	300(1	200(1	1900
B O D	BOD T/A	16000(1	19000(1	4300(1	39300
MERCURY	HG KG/A	125(1	((125
CADMIUM	CD KG/A	250(1	210(1	80(1	540
ZINC	ZN T/A	120(3	((120
LEAD	PB T/A	(((
COPPER	CU T/A	20(3	((20
OIL	OIL T/A	150(4	35(4	0(4	185
ARSENIC	AS T/A	(((
NICKEL	NI T/A	(((
VANADIUM	V T/A	(((
CHROMIUM	CR KG/A	(((

Please see references for details
of the annual discharges

P O L L U T I O N L O A D C O M P I L A T I O N
 A r e a a b b r e v i a t i o n : S O U - D A N
 T H E S O U N D - D E N M A R K

PARAMETER SUBSTANCE	UNIT	FROM MUNICIPAL.(REF.	THROUGH RIVERS(REF.	FROM INDUST.(REF.	TOTAL SUM
NITROGEN	TOT-N T/A	6200(1	2900(1	200(1	9300
PHOSPHORUS	TOT-P T/A	1400(1	100(1	10(1	1510
B O D	BOD T/A	9000(1	5400(1	9700(1	24100
MERCURY	HG KG/A	300(1	50(1	4(1	354
CADMIUM	CD KG/A	810(1	50(1	30(1	890
ZINC	ZN T/A	41(1	3(1	1(1	45
LEAD	PB T/A	7(1	0(1	0(1	7
COPPER	CU T/A	11(1	0(1	2(1	13
OIL	OIL T/A	208(4	95(4	13(4	316
ARSENIC	AS T/A	4(1	0(1	0(1	4
NICKEL	NI T/A	10(1	0(1	0(1	10
VANADIUM	V T/A	0(1	0(1	0(1	0
CHROMIUM	CR KG/A	(((

Please see references for details
of the annual discharges

P O L L U T I O N L O A D C O M P I L A T I O N
 A r e a a b b r e v i a t i o n : W E B - D A N
 B E L T S E A A N D W E S T E R N B A Y S - D E N M A R K

PARAMETER SUBSTANCE	UNIT	FROM MUNICIPAL.(REF.	THROUGH RIVERS(REF.	FROM INDUST.(REF.	TOTAL SUM
NITROGEN	TOT-N T/A	10000(1	27100(1	2100(1	39200
PHOSPHORUS	TOT-P T/A	3200(1	600(1	2000(1	5800
B O D	BOD T/A	41000(1	32600(1	18500(1	92100
MERCURY	HG KG/A	430(1	((430
CADMIUM	CD KG/A	860(1	325(1	125(1	1310
ZINC	ZN T/A	120(3	((120
LEAD	PB T/A	(((
COPPER	CU T/A	20(3	((20
OIL	OIL T/A	228(4	50(4	68(4	346
ARSENIC	AS T/A	(((
NICKEL	NI T/A	(((
VANADIUM	V T/A	(((
CHROMIUM	CR KG/A	(((

Please see references for details
of the annual discharges

REFERENCES TO THE LOAD COMPILATION
 =====

CONTRACTING PARTY : DENMARK

EACH SUBSTANCE VALUE INDICATED HAS A REFERENCE INDEXED
 TO INDICATE FROM WHICH DOCUMENT THE VALUE HAS BEEN TAKEN.

THESE ARE THE LATEST VALUES AVAILABLE (86/10/30.).

IF THE VALUE IS THE RESULT OF ESTIMATIONS THE DISTRIBUTION
 RELATION USED IS INDICATED. NORMALLY AN EQUAL DISTRIBUTION
 IS USED FOR THE FIRST APPROXIMATION.
 BOD MAY BE BOD 5 OR BOD 7 A TRANSFER-FACTOR HAS NOT BEEN USED.

NO.	DOCUMENT NUMBER	DOCUMENT DATE	ALGORITHM USED REMARKS
1	NOTE TO SC. SECR.	86/04/18.	FROM DETAILED NATIONAL MATERIAL
2	STC 11/7/4	84/11/06.	ESTIMATED IN PARTS OF 40:40:10:10
3	STC 11/6/18	84/11/13.	ESTIMATED FROM EQUAL + AREAL PARTS
4	NOTE FROM MIN.ENV.	86/07/24.	FROM NATIONAL RECALCULATIONS REF.NO. M 83-88/B19-2 MR/ED/13

P O L L U T I O N L O A D C O M P I L A T I O N
 A r e a a b b r e v i a t i o n : A R C - F I N
 A R C H I P E L A G O S E A - F I N L A N D

PARAMETER SUBSTANCE	UNIT	FROM MUNICIPAL.(REF.	THROUGH RIVERS(REF.	FROM INDUST.(REF.	TOTAL SUM
NITROGEN	TOT-N T/A	1160(1	5800(2	200(2	7160
PHOSPHORUS	TOT-P T/A	64(1	540(2	10(2	614
B O D	BOD T/A	1950(2	1100(2	900(2	3950
MERCURY	HG KG/A	30(3	((30
CADMIUM	CD KG/A	30(3	30(6	0(2	60
ZINC	ZN T/A	12(3	8(6	4(4	24
LEAD	PB T/A	1(3	1(6	(2
COPPER	CU T/A	2(3	3(6	1(4	6
OIL	OIL T/A	70(5	0(5(2	75
ARSENIC	AS T/A	(3(6	(3
NICKEL	NI T/A	(((
VANADIUM	V T/A	(((
CHROMIUM	CR KG/A	(5(6	(5

Please see references for details
of the annual discharges

P O L L U T I O N L O A D C O M P I L A T I O N
 A r e a a b b r e v i a t i o n : B O B - F I N
 B O T H N I A N B A Y - F I N L A N D

PARAMETER SUBSTANCE	UNIT	FROM MUNICIPAL.(REF.	THROUGH RIVERS(REF.	FROM INDUST.(REF.	TOTAL SUM
NITROGEN	TOT-N T/A	1140(2	28000(2	1970(2	31110
PHOSPHORUS	TOT-P T/A	75(2	1700(2	134(2	1909
B O D	BOD T/A	2480(2	69000(2	46000(2	117480
MERCURY	HG KG/A	20(3	(60(2	80
CADMIUM	CD KG/A	40(3	1500(6	100(2	1640
ZINC	ZN T/A	7(3	240(6	79(2	326
LEAD	PB T/A	1(3	25(6	(26
COPPER	CU T/A	1(3	96(6	17(2	114
OIL	OIL T/A	70(5	500(9	70(9	640
ARSENIC	AS T/A	(21(6	1(2	22
NICKEL	NI T/A	((60(2	60
VANADIUM	V T/A	(((
CHROMIUM	CR KG/A	(55(6	(55

Please see references for details
of the annual discharges

P O L L U T I O N L O A D C O M P I L A T I O N
 A r e a a b b r e v i a t i o n : B O S - F I N
 B O T H N I A N S E A - F I N L A N D

PARAMETER SUBSTANCE	UNIT	FROM MUNICIPAL.(REF.	THROUGH RIVERS(REF.	FROM INDUST.(REF.	TOTAL SUM
NITROGEN	TOT-N T/A	604(1	14000(2	348(1	14952
PHOSPHORUS	TOT-P T/A	38(1	900(2	110(2	1048
B O D	BOD T/A	1660(1	32000(2	17000(2	50660
MERCURY	HG KG/A	30(3	(64(2	94
CADMIUM	CD KG/A	50(3	1200(6	420(2	1670
ZINC	ZN T/A	8(3	140(6	170(2	318
LEAD	PB T/A	2(3	19(6	4(2	25
COPPER	CU T/A	2(3	39(6	24(2	65
OIL	OIL T/A	60(5	1000(9	0(2	1060
ARSENIC	AS T/A	(28(6	4(2	32
NICKEL	NI T/A	((36(2	36
VANADIUM	V T/A	((290(2	290
CHROMIUM	CR KG/A	(37(6	78(2	115

Please see references for details
of the annual discharges

P O L L U T I O N L O A D C O M P I L A T I O N
 Area abbreviation: GUF-FIN
 GULF OF FINLAND - FINLAND

PARAMETER SUBSTANCE	UNIT	FROM MUNICIPAL.(REF.	THROUGH RIVERS(REF.	FROM INDUST.(REF.	TOTAL SUM
NITROGEN	TOT-N T/A	3800(1	12000(10	495(1	16295
PHOSPHORUS	TOT-P T/A	200(1	620(10	42(1	862
B O D	BOD T/A	5400(1	47000(10	25300(1	77700
MERCURY	HG KG/A	80(3	((80
CADMIUM	CD KG/A	80(3	300(8	(380
ZINC	ZN T/A	19(3	100(8	(119
LEAD	PB T/A	2(3	10(8	(12
COPPER	CU T/A	3(3	50(8	1(7	54
OIL	OIL T/A	200(9	1000(9	34(9	1234
ARSENIC	AS T/A	(20(8	(20
NICKEL	NI T/A	(((
VANADIUM	V T/A	(((
CHROMIUM	CR KG/A	(30(8	(30

Please see references for details
of the annual discharges

REFERENCES TO THE LOAD COMPILATION
=====

CONTRACTING PARTY : FINLAND

EACH SUBSTANCE VALUE INDICATED HAS A REFERENCE INDEXED
TO INDICATE FROM WHICH DOCUMENT THE VALUE HAS BEEN TAKEN.

THESE ARE THE LATEST VALUES AVAILABLE (86/10/30.).

IF THE VALUE IS THE RESULT OF ESTIMATIONS THE DISTRIBUTION
RELATION USED IS INDICATED. NORMALLY AN EQUAL DISTRIBUTION
IS USED FOR THE FIRST APPROXIMATION.
BOD MAY BE BOD 5 OR BOD 7 A TRANSFER-FACTOR HAS NOT BEEN USED.

NO.	DOCUMENT NUMBER	DOCUMENT DATE	ALGORITHM USED REMARKS
1	STC 11/7/6	84/11/13.	
2	STC 11/INF.12	84/11/05.	
3	STC 11/7B	85/08/21.	
4	STC 12/7/4	84/11/06.	
5	STC 11/7/3	84/10/12.	ESTIMATED
6	NOTE TO SC. SECR.	86/04/28.	ANNUAL REPORT (IN SWEDISH) THE COMMITTEE OF THE GULF OF BOTHNIA
7	NOTE TO SC. SECR.	86/04/28.	OFFICIAL STATISTICS FINNISH NATIONAL BOARD OF WATERS
8	NOTE TO SC. SECR.	86/04/28.	OFFICIAL STATISTICS FINNISH NATIONAL BOARD OF WATERS
9	WGS 9/2/2	86/06/09.	LEAD COUNTRY MAX. ESTIMATES
10	STC 11/INF.13	84/11/06.	HALF PARTED WHOLE AMOUNT

P O L L U T I O N L O A D C O M P I L A T I O N
 A r e a a b b r e v i a t i o n : B A P - G D R
 B A L T I C P R O P E R - G D R

PARAMETER SUBSTANCE	UNIT	FROM MUNICIPAL.(REF.	THROUGH RIVERS(REF.	FROM INDUST.(REF.	TOTAL SUM
NITROGEN	TOT-N T/A	465(1	750(1	(1215
PHOSPHORUS	TOT-P T/A	65(1	60(1	(125
B O D	BOD T/A	2050(1	2400(1	(4450
MERCURY	HG KG/A	(((
CADMIUM	CD KG/A	(((
ZINC	ZN T/A	(4(2	(4
LEAD	PB T/A	(((
COPPER	CU T/A	(1(2	(1
OIL	OIL T/A	10(5	100(5	0(4	110
ARSENIC	AS T/A	(((
NICKEL	NI T/A	(((
VANADIUM	V T/A	(((
CHROMIUM	CR KG/A	(((

Please see references for details
of the annual discharges

P O L L U T I O N L O A D C O M P I L A T I O N
 A r e a a b b r e v i a t i o n : W E B - G D R
 W E S T E R N B A L T I C B A Y S - G D R

PARAMETER SUBSTANCE	UNIT	FROM MUNICIPAL.(REF.	THROUGH RIVERS(REF.	FROM INDUST.(REF.	TOTAL SUM
NITROGEN	TOT-N T/A	930(1	1500(1	(2430
PHOSPHORUS	TOT-P T/A	130(1	120(1	(250
B O D	BOD T/A	4100(1	4800(1	(8900
MERCURY	HG KG/A	(7(1	(7
CADMIUM	CD KG/A	(88(1	(88
ZINC	ZN T/A	(9(1	(9
LEAD	PB T/A	(1(1	(1
COPPER	CU T/A	(2(1	(2
OIL	OIL T/A	770(5	35(1	0(1	805
ARSENIC	AS T/A	(((
NICKEL	NI T/A	(((
VANADIUM	V T/A	(((
CHROMIUM	CR KG/A	(((

Please see references for details
of the annual discharges

REFERENCES TO THE LOAD COMPILATION
 =====

CONTRACTING PARTY : GERMAN DEMOCRATIC REPUBLIC

EACH SUBSTANCE VALUE INDICATED HAS A REFERENCE INDEXED
 TO INDICATE FROM WHICH DOCUMENT THE VALUE HAS BEEN TAKEN.

THESE ARE THE LATEST VALUES AVAILABLE (86/10/30.).

IF THE VALUE IS THE RESULT OF ESTIMATIONS THE DISTRIBUTION
 RELATION USED IS INDICATED. NORMALLY AN EQUAL DISTRIBUTION
 IS USED FOR THE FIRST APPROXIMATION.

BOD MAY BE BOD 5 OR BOD 7 A TRANSFER-FACTOR HAS NOT BEEN USED.

NO.	DOCUMENT NUMBER	DOCUMENT DATE	ALGORITHM USED REMARKS
1	WGS 7/3/1	84/05/18.	CALCULATED VALUES PARTED EQUAL
2	STC 11/7/4	84/11/06.	CALCULATED AS HALF AMOUNT OF WHOLE
3	STC 11/7/6 ANNEX	84/11/13.	
4	STC 11/7/3	84/10/12.	ESTIMATED
5	WGS 9/2/2	86/06/09.	LEAD COUNTRY MAX. ESTIMATES
-	NOTE TO SC. SECR.	86/04/28.	AREA BAL-GDR IS NOT CONFIRMED

P O L L U T I O N L O A D C O M P I L A T I O N
 A r e a a b b r e v i a t i o n : W E B - G E R
 W E S T E R N B A L T I C B A Y S - G E R

PARAMETER SUBSTANCE	UNIT		FROM MUNICIPAL.(REF.	THROUGH RIVERS(REF.	FROM INDUST.(REF.	TOTAL SUM
NITROGEN	TOT-N	T/A	3300(1	11000(2	2080(1	16380
PHOSPHORUS	TOT-P	T/A	480(1	1830(2	61(1	2371
B O D	BOD	T/A	5540(1	17000(2	140(1	22680
MERCURY	HG	KG/A	8(1	((8
CADMIUM	CD	KG/A	6(1	12(3	(18
ZINC	ZN	T/A	(((
LEAD	PB	T/A	(((
COPPER	CU	T/A	(((
OIL	OIL	T/A	15(1	100(4	(115
ARSENIC	AS	T/A	(((
NICKEL	NI	T/A	(((
VANADIUM	V	T/A	(((
CHROMIUM	CR	KG/A	(((

Please see references for details
of the annual discharges

REFERENCES TO THE LOAD COMPILATION
 =====

CONTRACTING PARTY : FEDERAL REPUBLIC OF GERMANY

EACH SUBSTANCE VALUE INDICATED HAS A REFERENCE INDEXED
 TO INDICATE FROM WHICH DOCUMENT THE VALUE HAS BEEN TAKEN.

THESE ARE THE LATEST VALUES AVAILABLE (86/10/30.).

IF THE VALUE IS THE RESULT OF ESTIMATIONS THE DISTRIBUTION
 RELATION USED IS INDICATED. NORMALLY AN EQUAL DISTRIBUTION
 IS USED FOR THE FIRST APPROXIMATION.

BOD MAY BE BOD 5 OR BOD 7 A TRANSFER-FACTOR HAS NOT BEEN USED.

NO.	DOCUMENT NUMBER	DOCUMENT DATE	ALGORITHM USED REMARKS
1	NOTE TO SC. SECR.	86/04/21.	
2	STC 11/7/6	84/11/13.	
3	HELCOM 6/4C/11	85/02/22.	CALCULATED ON AREAL PARTS
4	WGS 9/2/2	86/06/09.	LEAD COUNTRY MAX. ESTIMATES

P O L L U T I O N L O A D C O M P I L A T I O N
 A r e a a b b r e v i a t i o n : B A P - P O L
 B A L T I C P R O P E R - P O L A N D

PARAMETER SUBSTANCE	UNIT	FROM MUNICIPAL.(REF.	THROUGH RIVERS(REF.	FROM INDUST.(REF.	TOTAL SUM
NITROGEN	TOT-N T/A	17200(2	92500(6	240(2	109940
PHOSPHORUS	TOT-P T/A	3000(1	11500(8	4600(2	19100
B O D	BOD T/A	53800(2	324500(8	14300(8	392600
MERCURY	HG KG/A	(((
CADMIUM	CD KG/A	(10000(3	6000(3	16000
ZINC	ZN T/A	(1140(4	1440(4	2580
LEAD	PB T/A	(((
COPPER	CU T/A	(780(4	48(4	828
OIL	OIL T/A	200(5	2700(7	15(7	2915
ARSENIC	AS T/A	(((
NICKEL	NI T/A	(((
VANADIUM	V T/A	(((
CHROMIUM	CR KG/A	(((

Please see references for details
of the annual discharges

REFERENCES TO THE LOAD COMPILATION

=====

CONTRACTING PARTY : POLISH PEOPLE'S REPUBLIC

EACH SUBSTANCE VALUE INDICATED HAS A REFERENCE INDEXED
TO INDICATE FROM WHICH DOCUMENT THE VALUE HAS BEEN TAKEN.

THESE ARE THE LATEST VALUES AVAILABLE (86/10/30.).

IF THE VALUE IS THE RESULT OF ESTIMATIONS THE DISTRIBUTION
RELATION USED IS INDICATED. NORMALLY AN EQUAL DISTRIBUTION
IS USED FOR THE FIRST APPROXIMATION.

BOD MAY BE BOD 5 OR BOD 7 A TRANSFER-FACTOR HAS NOT BEEN USED.

NO.	DOCUMENT NUMBER	DOCUMENT DATE	ALGORITHM USED REMARKS
1	STC 11/7/6	84/11/13.	
2	STC 11/7/5	84/11/12.	
3	HELCOM 6/4C/11	85/02/22.	CALCULATED ON AREAL PARTS
4	STC 11/7/4	84/11/06.	
5	STC 11/7/6 ANNEX	84/11/13.	
6	STC 12/7C/9	85/09/17.	
7	WGS 9/2/2	86/06/09.	LEAD COUNTRY MAX. ESTIMATES
8	STC 13/6A/5	86/09/17.	GIVEN AT STC 13

P O L L U T I O N L O A D C O M P I L A T I O N
 A r e a a b b r e v i a t i o n : B A P - S W E
 B A L T I C P R O P E R - S W E D E N

PARAMETER SUBSTANCE	UNIT		FROM MUNICIPAL.(REF.	THROUGH RIVERS(REF.	FROM INDUST.(REF.	TOTAL SUM
NITROGEN	TOT-N T/A		6140(1	21000(1	900(1	28040
PHOSPHORUS	TOT-P T/A		240(1	750(1	140(1	1130
B O D	BOD T/A		4200(1	23200(1	28000(1	55400
MERCURY	HG KG/A		(((
CADMIUM	CD KG/A		318(7	2200(2	1200(2	3718
ZINC	ZN T/A		23(4	135(4	8(4	166
LEAD	PB T/A		(((
COPPER	CU T/A		5(4	240(4	1(4	246
OIL	OIL T/A		610(8	1300(8	136(8	2046
ARSENIC	AS T/A		(((
NICKEL	NI T/A		(((
VANADIUM	V T/A		(((
CHROMIUM	CR KG/A		(((

Please see references for details
of the annual discharges

P O L L U T I O N L O A D C O M P I L A T I O N
 A r e a a b b r e v i a t i o n : B O B - S W E
 B O T H N I A N B A Y - S W E D E N

PARAMETER SUBSTANCE	UNIT	FROM MUNICIPAL.(REF.	THROUGH RIVERS(REF.	FROM INDUST.(REF.	TOTAL SUM
NITROGEN	TOT-N T/A	490(5	21500(5	396(5	22386
PHOSPHORUS	TOT-P T/A	65(5	1540(5	40(5	1645
B O D	BOD T/A	1350(5	61000(5	16000(5	78350
MERCURY	HG KG/A	((140(5	140
CADMIUM	CD KG/A	35(7	2200(2	760(5	2995
ZINC	ZN T/A	3(4	685(4	33(5	721
LEAD	PB T/A	((4(5	4
COPPER	CU T/A	1(4	750(4	1(5	752
OIL	OIL T/A	150(8	500(8	90(8	740
ARSENIC	AS T/A	((96(5	96
NICKEL	NI T/A	(((
VANADIUM	V T/A	(((
CHROMIUM	CR KG/A	(((

Please see references for details
of the annual discharges

P O L L U T I O N L O A D C O M P I L A T I O N
 A r e a a b b r e v i a t i o n : B O S - S W E
 B O T H N I A N S E A - S W E D E N

PARAMETER SUBSTANCE	UNIT	FROM MUNICIPAL.(REF.	THROUGH RIVERS(REF.	FROM INDUST.(REF.	TOTAL SUM
NITROGEN	TOT-N T/A	1320(5	31600(5	1330(5	34250
PHOSPHORUS	TOT-P T/A	161(5	1450(5	240(5	1851
B O D	BOD T/A	1900(5	80700(5	95000(5	177600
MERCURY	HG KG/A	(((
CADMIUM	CD KG/A	79(7	2200(2	200(2	2479
ZINC	ZN T/A	9(4	2320(4	10(3	2339
LEAD	PB T/A	(((
COPPER	CU T/A	2(4	900(4	2(3	904
OIL	OIL T/A	155(8	1400(8	40(8	1595
ARSENIC	AS T/A	(((
NICKEL	NI T/A	(((
VANADIUM	V T/A	(((
CHROMIUM	CR KG/A	(((

Please see references for details
of the annual discharges

P O L L U T I O N L O A D C O M P I L A T I O N
 A r e a a b b r e v i a t i o n : K A T - S W E
 K A T T E G A T - S W E D E N

PARAMETER SUBSTANCE	UNIT	FROM MUNICIPAL.(REF.	THROUGH RIVERS(REF.	FROM INDUST.(REF.	TOTAL SUM
NITROGEN	TOT-N T/A	2440(6	33000(6	90(6	35530
PHOSPHORUS	TOT-P T/A	335(6	820(6	40(6	1195
B O D	BOD T/A	4160(6	33400(6	6900(6	44460
MERCURY	HG KG/A	(((
CADMIUM	CD KG/A	164(7	2200(2	200(2	2564
ZINC	ZN T/A	12(3	640(3	10(3	662
LEAD	PB T/A	(((
COPPER	CU T/A	4(3	390(3	2(3	396
OIL	OIL T/A	280(8	2300(8	40(8	2620
ARSENIC	AS T/A	(((
NICKEL	NI T/A	(((
VANADIUM	V T/A	(((
CHROMIUM	CR KG/A	(((

Please see references for details
of the annual discharges

P O L L U T I O N L O A D C O M P I L A T I O N
 A r e a a b b r e v i a t i o n : S O U - S W E
 T H E S O U N D - S W E D E N

PARAMETER SUBSTANCE	UNIT	FROM MUNICIPAL.(REF.	THROUGH RIVERS(REF.	FROM INDUST.(REF.	TOTAL SUM
NITROGEN	TOT-N T/A	1850(6	7200(6	200(6	9250
PHOSPHORUS	TOT-P T/A	220(6	210(6	600(6	1030
B O D	BOD T/A	2380(6	3300(6	100(6	5780
MERCURY	HG KG/A	(((
CADMIUM	CD KG/A	54(7	2200(2	200(2	2454
ZINC	ZN T/A	12(3	640(3	10(3	662
LEAD	PB T/A	(((
COPPER	CU T/A	4(3	390(3	2(3	396
OIL	OIL T/A	280(8	100(8	65(8	445
ARSENIC	AS T/A	(((
NICKEL	NI T/A	(((
VANADIUM	V T/A	(((
CHROMIUM	CR KG/A	(((

Please see references for details
of the annual discharges

REFERENCES TO THE LOAD COMPILATION
=====

CONTRACTING PARTY : SWEDEN

EACH SUBSTANCE VALUE INDICATED HAS A REFERENCE INDEXED
TO INDICATE FROM WHICH DOCUMENT THE VALUE HAS BEEN TAKEN.

THESE ARE THE LATEST VALUES AVAILABLE (86/10/30.).

IF THE VALUE IS THE RESULT OF ESTIMATIONS THE DISTRIBUTION
RELATION USED IS INDICATED. NORMALLY AN EQUAL DISTRIBUTION
IS USED FOR THE FIRST APPROXIMATION.
BOD MAY BE BOD 5 OR BOD 7 A TRANSFER-FACTOR HAS NOT BEEN USED.

NO.	DOCUMENT NUMBER	DOCUMENT DATE	ALGORITHM USED REMARKS
1	STC 11/7/6	84/11/13.	VERIFIED VALUES
2	HELCOM 6/4C/11	85/02/22.	CALCULATED ON AREAL PARTS
3	STC 11/6/18	84/11/13.	EQUAL PARTED
4	STC 11/7/4	84/11/06.	
5	STC 11/INF.12	84/11/05.	
6	NOTE TO COMMISSION	83/08/11.	
7	HELCOM 6/4C/11	85/02/22.	COMPUTED FROM WHOLE DIVIDED INTO PARTS ACCORDING TO POPULATION
8	WGS 9/2/2	86/06/09.	LEAD COUNTRY MAX. ESTIMATES

P O L L U T I O N L O A D C O M P I L A T I O N
 A r e a a b b r e v i a t i o n : B A P - S U N
 B A L T I C P R O P E R - U S S R

PARAMETER SUBSTANCE	UNIT	FROM MUNICIPAL.(REF.	THROUGH RIVERS(REF.	FROM INDUST.(REF.	TOTAL SUM
NITROGEN	TOT-N T/A	175(1	24600(1	(24775
PHOSPHORUS	TOT-P T/A	38(1	791(1	(829
B O D	BOD T/A	2190(1	188000(1	(190190
MERCURY	HG KG/A	0(2	((0
CADMIUM	CD KG/A	400(1	((400
ZINC	ZN T/A	4(1	165(1	(169
LEAD	PB T/A	(((
COPPER	CU T/A	5(1	105(1	(110
OIL	OIL T/A	1050(3	2500(3	(3550
ARSENIC	AS T/A	(((
NICKEL	NI T/A	(((
VANADIUM	V T/A	(((
CHROMIUM	CR KG/A	(((

Please see references for details
of the annual discharges

P O L L U T I O N L O A D C O M P I L A T I O N
 A r e a a b b r e v i a t i o n : G U F - S U N
 G U L F O F F I N L A N D - U S S R

PARAMETER SUBSTANCE	UNIT	FROM MUNICIPAL.(REF.	THROUGH RIVERS(REF.	FROM INDUST.(REF.	TOTAL SUM
NITROGEN	TOT-N T/A	4700(1	52500(1	500(1	57700
PHOSPHORUS	TOT-P T/A	360(1	3460(1	170(1	3990
B O D	BOD T/A	29500(1	208000(1	13300(1	250800
MERCURY	HG KG/A	50(1	3650(1	0(2	3700
CADMIUM	CD KG/A	0(2	21600(1	0(2	21600
ZINC	ZN T/A	40(1	480(1	0(2	520
LEAD	PB T/A	5(1	176(1	0(2	181
COPPER	CU T/A	48(1	178(1	0(2	226
OIL	OIL T/A	3500(3	9300(3	0(2	12800
ARSENIC	AS T/A	(((
NICKEL	NI T/A	(((
VANADIUM	V T/A	(((
CHROMIUM	CR KG/A	(((

Please see references for details
of the annual discharges

P O L L U T I O N L O A D C O M P I L A T I O N
 A r e a a b b r e v i a t i o n : G U R - S U N
 G U L F O F R I G A - U S S R

PARAMETER SUBSTANCE	UNIT	FROM MUNICIPAL.(REF.	THROUGH RIVERS(REF.	FROM INDUST.(REF.	TOTAL SUM
NITROGEN	TOT-N T/A	438(1	47400(1	(47838
PHOSPHORUS	TOT-P T/A	60(1	1000(1	(1060
B O D	BOD T/A	4950(1	58800(1	(63750
MERCURY	HG KG/A	0(2	0(2	(0
CADMIUM	CD KG/A	0(2	0(2	(0
ZINC	ZN T/A	0(2	0(2	(0
LEAD	PB T/A	0(2	7(1	(7
COPPER	CU T/A	0(2	38(1	(38
OIL	OIL T/A	960(3	3000(3	(3960
ARSENIC	AS T/A	(((
NICKEL	NI T/A	(((
VANADIUM	V T/A	(((
CHROMIUM	CR KG/A	(((

Please see references for details
of the annual discharges

REFERENCES TO THE LOAD COMPILATION
 =====

CONTRACTING PARTY : UNION OF SOVIET SOCIALIST REPUBLICS

EACH SUBSTANCE VALUE INDICATED HAS A REFERENCE INDEXED
 TO INDICATE FROM WHICH DOCUMENT THE VALUE HAS BEEN TAKEN.

THESE ARE THE LATEST VALUES AVAILABLE (86/10/30.).

IF THE VALUE IS THE RESULT OF ESTIMATIONS THE DISTRIBUTION
 RELATION USED IS INDICATED. NORMALLY AN EQUAL DISTRIBUTION
 IS USED FOR THE FIRST APPROXIMATION.
 BOD MAY BE BOD 5 OR BOD 7 A TRANSFER-FACTOR HAS NOT BEEN USED.

NO.	DOCUMENT NUMBER	DOCUMENT DATE	ALGORITHM USED REMARKS
1	NOTE TO SC. SECR.	86/05/19.	MOSTLY ON BASIS OF WGS 6/3/3
2	NOTE TO SC. SECR.	86/05/19.	VALUE GIVEN IS "-"
3	WGS 9/2/2	86/06/09.	LEAD COUNTRY MAX. ESTIMATES

The Total Pollution Load

The next Table gives the sums of all the sub-area values of this compilation. The amounts are the values from the addition of all information available. The values should be rounded off, as otherwise they seem to show a certainty of value, which is not correct.

The rounded off estimates according to this compilation are as follows :

		input from land	atmospheric input (EGAP 3/8)
Nitrogen	TOT-N	530 000 t/a	413 000 t/a
Phosphorus	TOT-P	42 000 t/a	6 000 t/a
B O D		1 640 000 t/a	
Mercury	Hg	5 t/a (*)	
Cadmium	Cd	60 t/a	80 t/a
Zinc	Zn	9 000 t/a	3 200 t/a
Lead	Pb	300 t/a (*)	2 900 t/a
Copper	Cu	4 200 t/a	380 t/a
Oil		36 000 t/a (*)	
Arsenic	As	180 t/a (*)	
Nickel	Ni	110 t/a (*)	
Vanadium	V	290 t/a (*)	
Chromium	Cr	0.2 t/a (*)	

(* The dataset of these substances is not complete; therefore, the given values are very preliminary and not representative.

P O L L U T I O N L O A D C O M P I L A T I O N
 A r e a a b b r e v i a t i o n : T O T A L
 T H E B A L T I C S E A A R E A

PARAMETER SUBSTANCE	UNIT		FROM MUNICIPAL.	THROUGH RIVERS	FROM INDUST.	TOTAL SUM
NITROGEN	TOT-N	T/A	67652	449150	11549	528351
PHOSPHORUS	TOT-P	T/A	11801	28321	8397	48519
B O D	BOD	T/A	196610	1212400	295440	1704450
MERCURY	HG	KG/A	1093	3707	268	5068
CADMIUM	CD	KG/A	3216	46340	9320	58876
ZINC	ZN	T/A	460	6709	1765	8934
LEAD	PB	T/A	18	239	8	265
COPPER	CU	T/A	133	3962	101	4196
OIL	OIL	T/A	8977	26021	576	35574
ARSENIC	AS	T/A	4	72	101	177
NICKEL	NI	T/A	10	0	96	106
VANADIUM	V	T/A	0	0	290	290
CHROMIUM	CR	KG/A		127	78	205

Please see references for details
of the annual discharges

Graphic Presentations of the Load

Comments on the Figures

From the Tables, the following Figures show the regional distribution of the pollution load into the Baltic Sea.

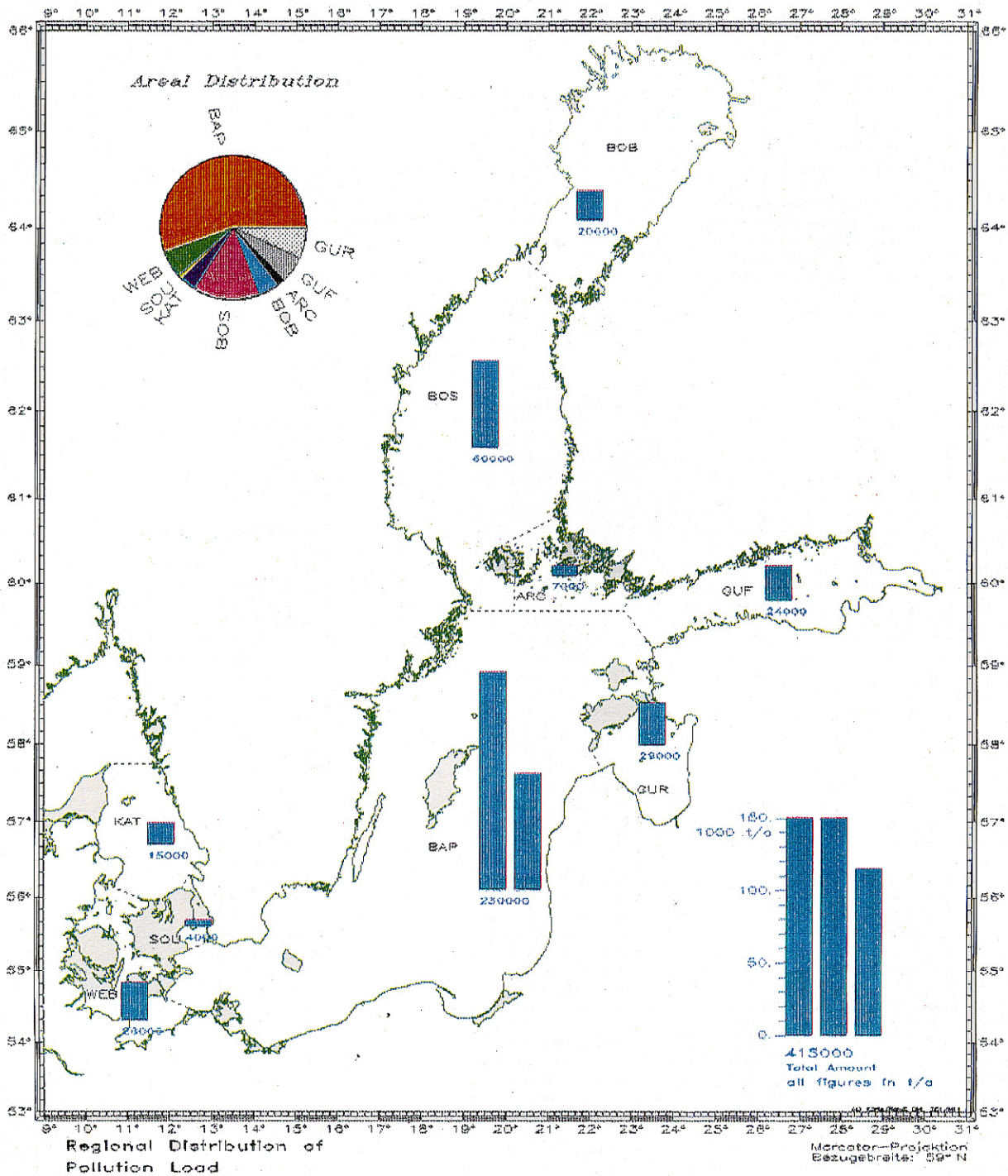
Columns are given which indicate the pollution amount, at the different sub-areas of the Baltic Sea, from the different substances considered. The upper coloured circle represents the regional distribution in parts of the nine Baltic Sea sub areas. The total amount column includes the atmospheric input into the Baltic Sea, as estimated by EGAP 3/8.

For reasons of better comparison, several general distribution charts are added. Additionally, two charts about the relationship between the input load of Total Phosphorus and the number of inhabitants in the catchment area, and the input load of Total Nitrogen versus the catchment area, are given.

The dataset of several substances is not complete; therefore, the given values were not used for drawing graphic presentations. Even the Figures given should be interpreted with caution, because the data base is very heterogeneous for this First Pollution Load Compilation of the Baltic Sea Area.

BALTIC SEA

HELCOM Data



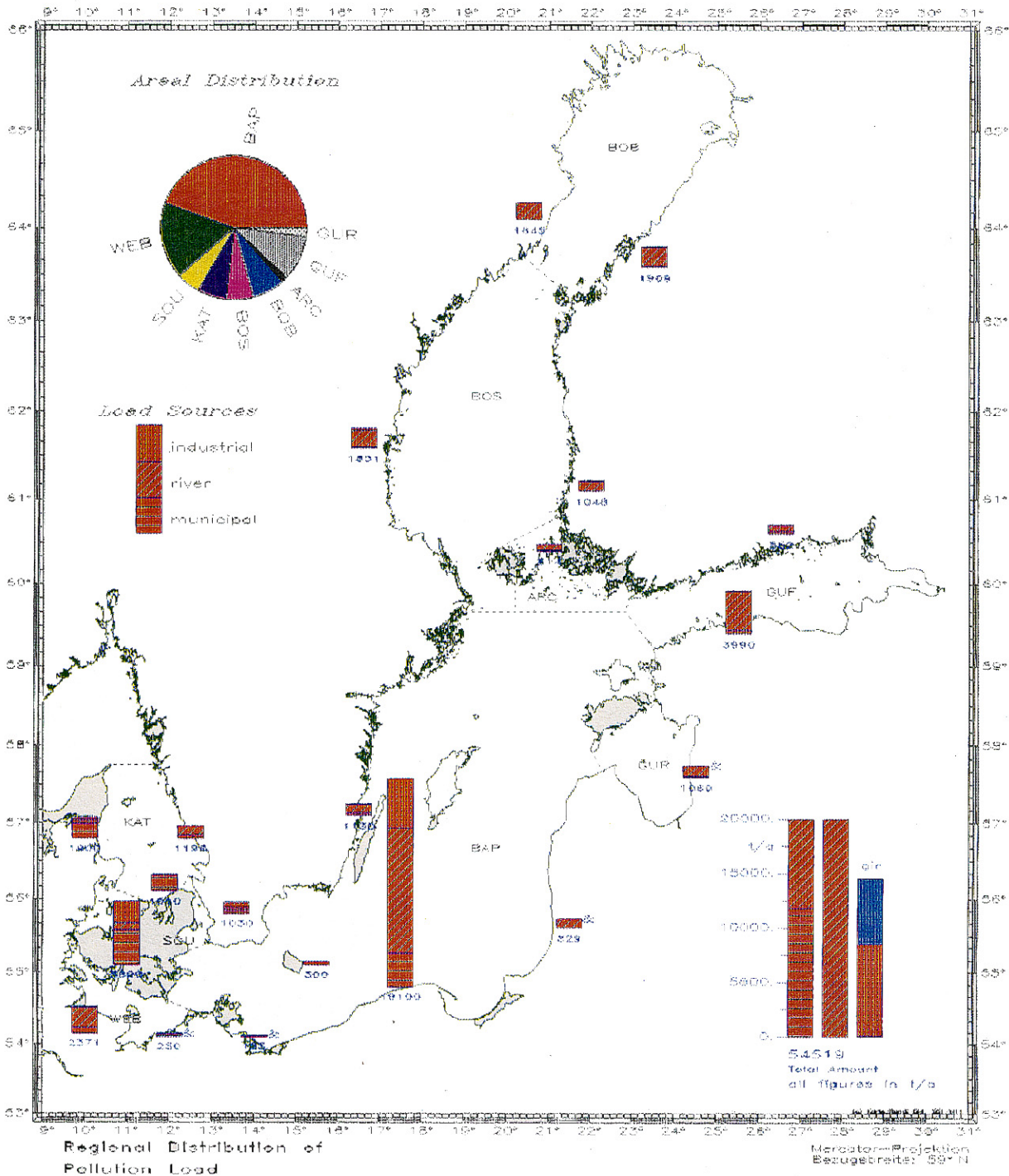
TOTAL NITROGEN, ATMOSPHERIC INPUT

Data estimated by EGAP 3/8

Compilation 30 October 1986

BALTIC SEA

HELCOM Data

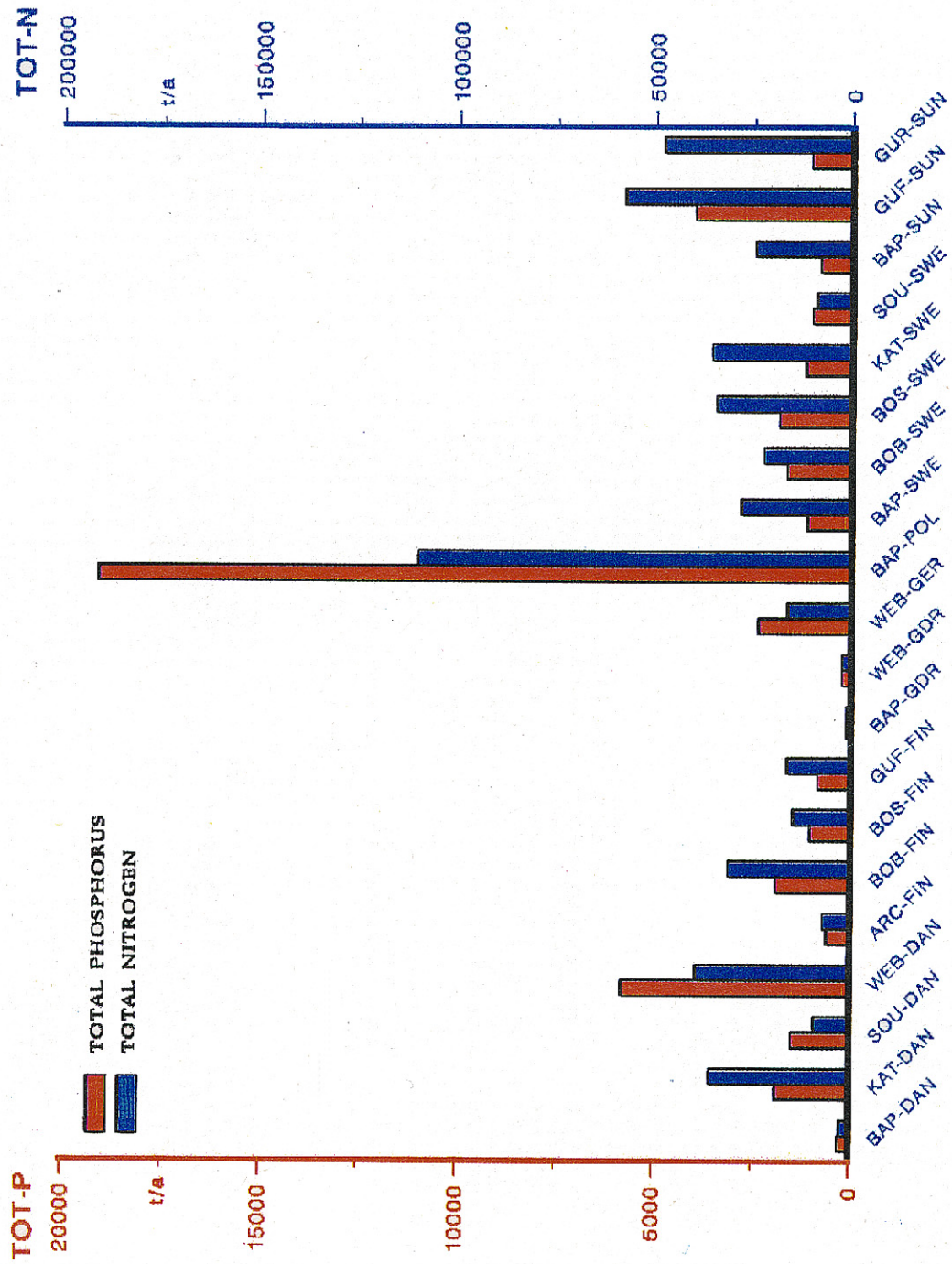


TOTAL PHOSPHORUS

4 values of industrial load missing (&).

Compilation 30 October 1986

BALTIC POLLUTION LOAD

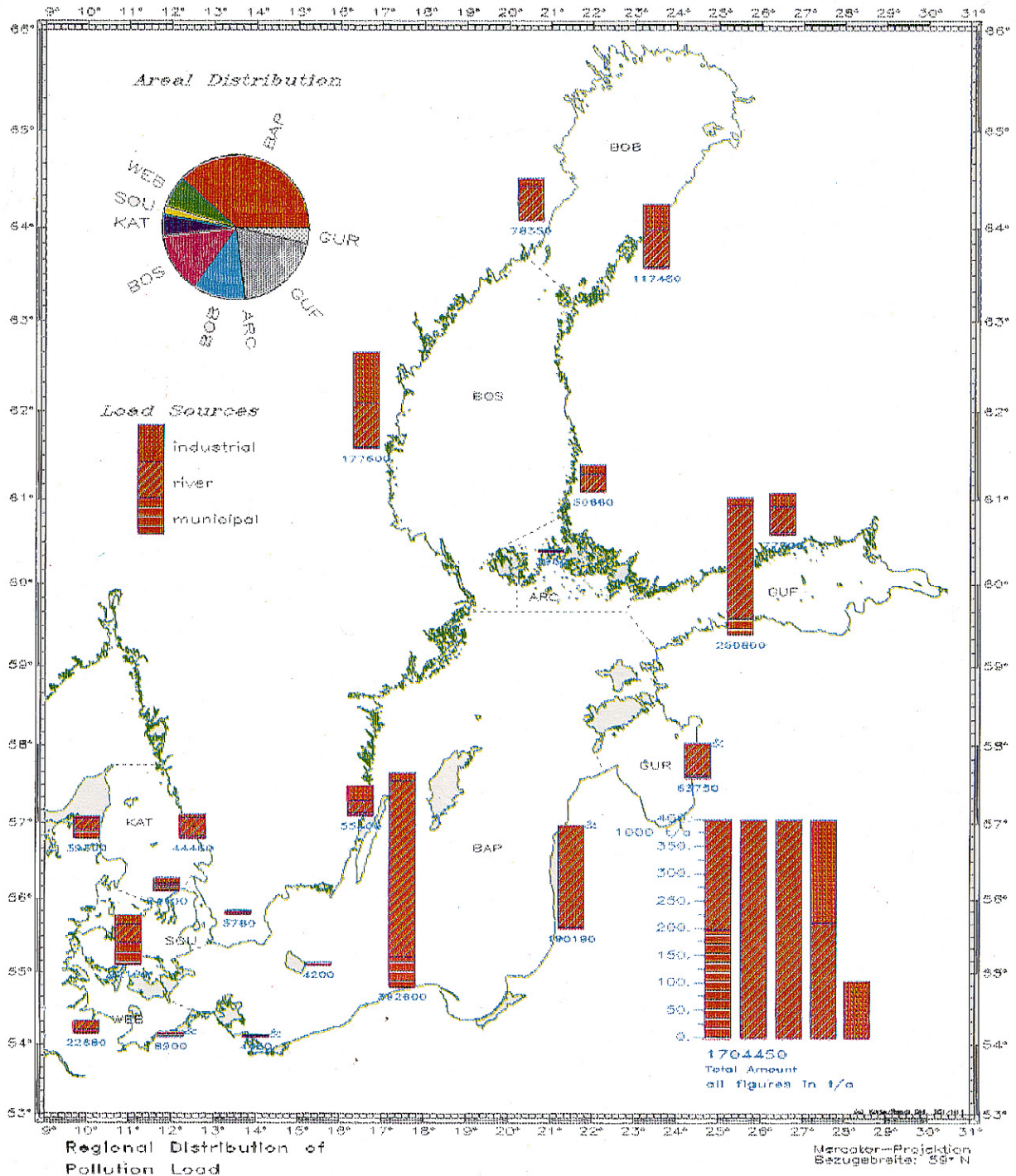


HELCOM-DATA

Compilation 30 October 1986

BALTIC SEA

HELCOM Data



BIOLOGICAL OXYGEN DEMAND

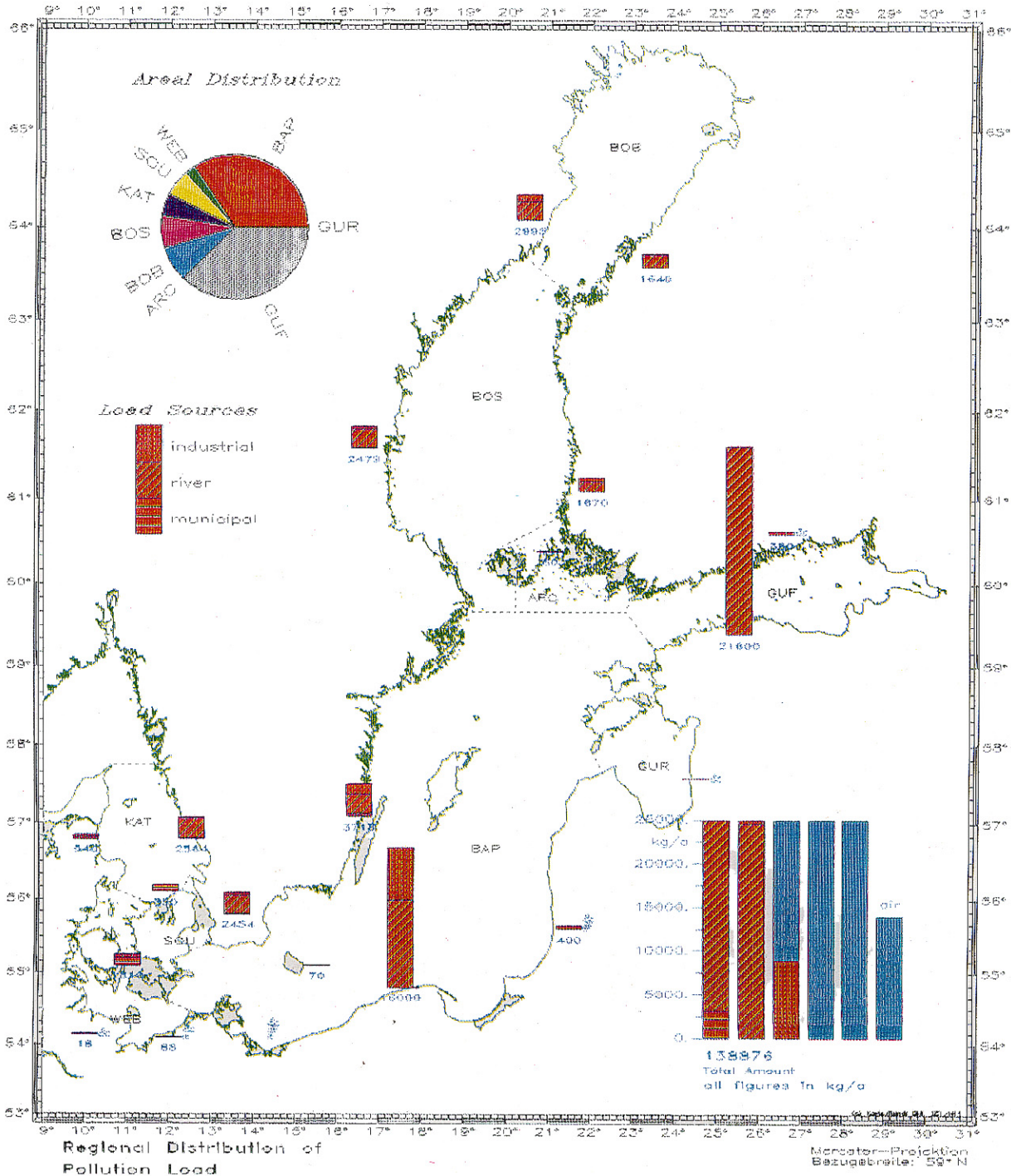
May be BOD 5 or BOD 7, no Transfer Factor has been used.

4 values of industrial load missing (&).

Compilation 30 October 1986

BALTIC SEA

HELCOM Data



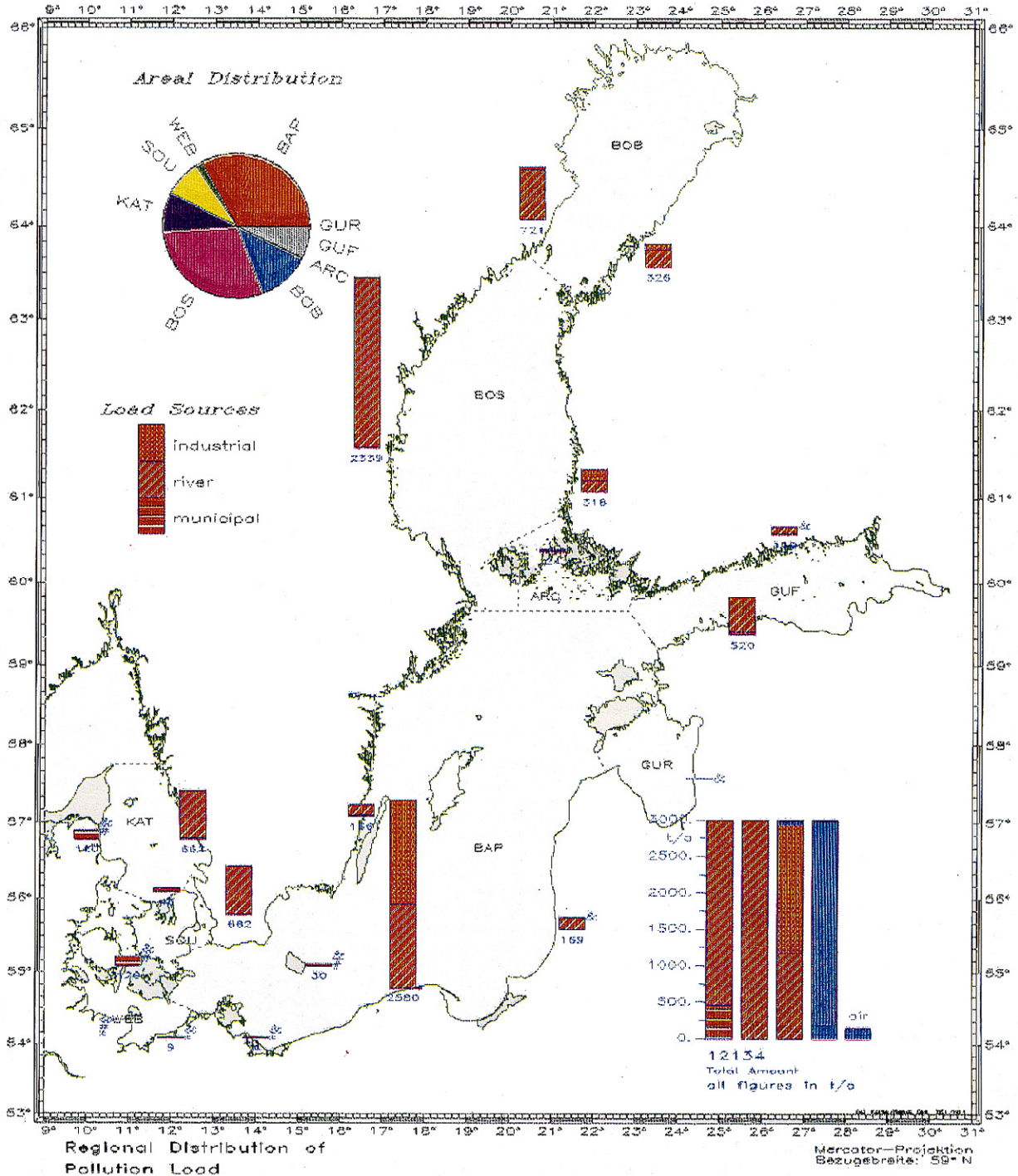
CADMIUM

6 values of industrial load missing (&).
2 values of river load missing (#).
3 values of municipal load missing (*).

Compilation 30 October 1986

BALTIC SEA

HELCOM Data



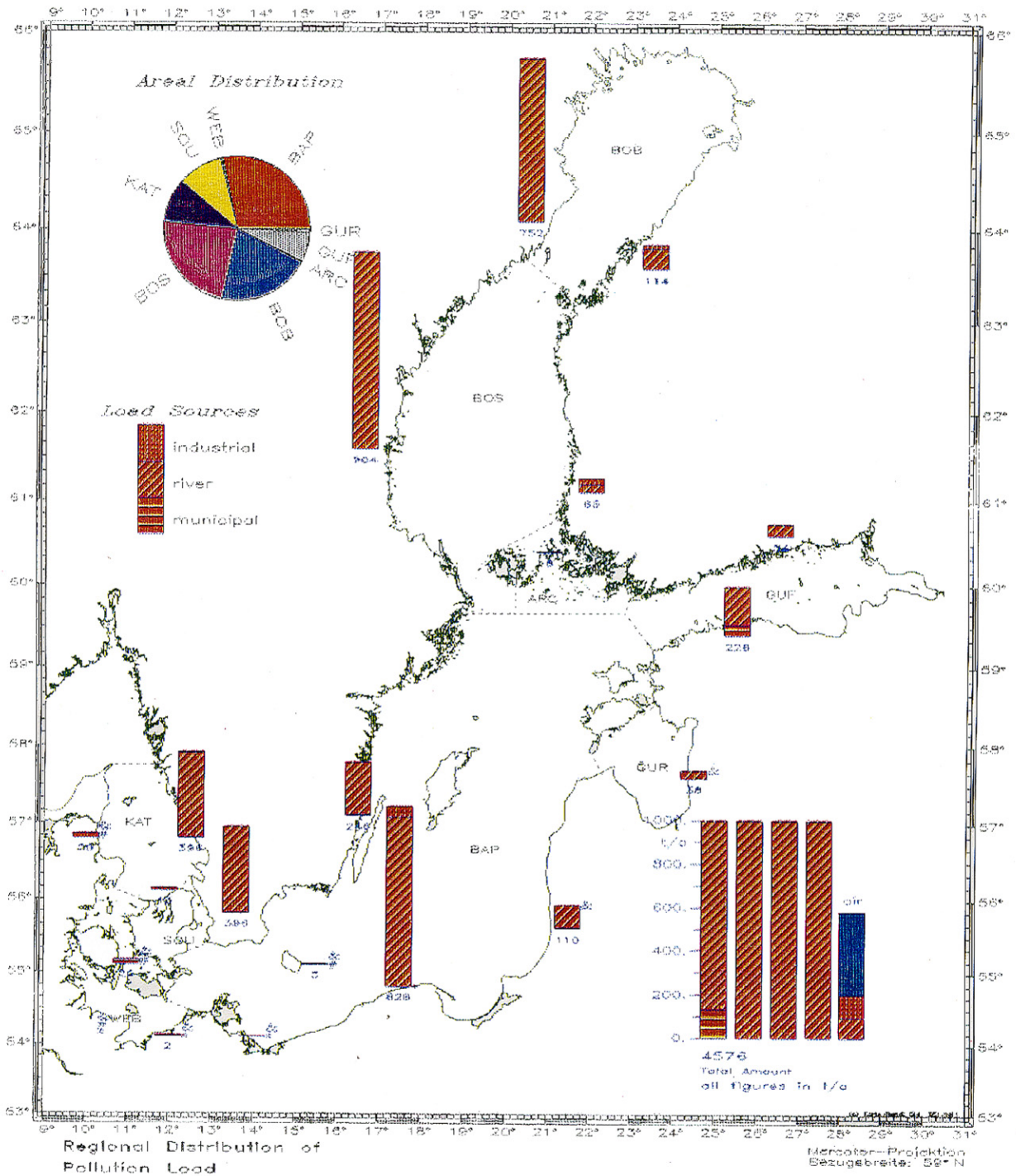
9 values of industrial load missing (&).
 4 values of river load missing (#).
 4 values of municipal load missing (*).

Compilation 30 October 1986

ZINC

BALTIC SEA

HELCOM Data

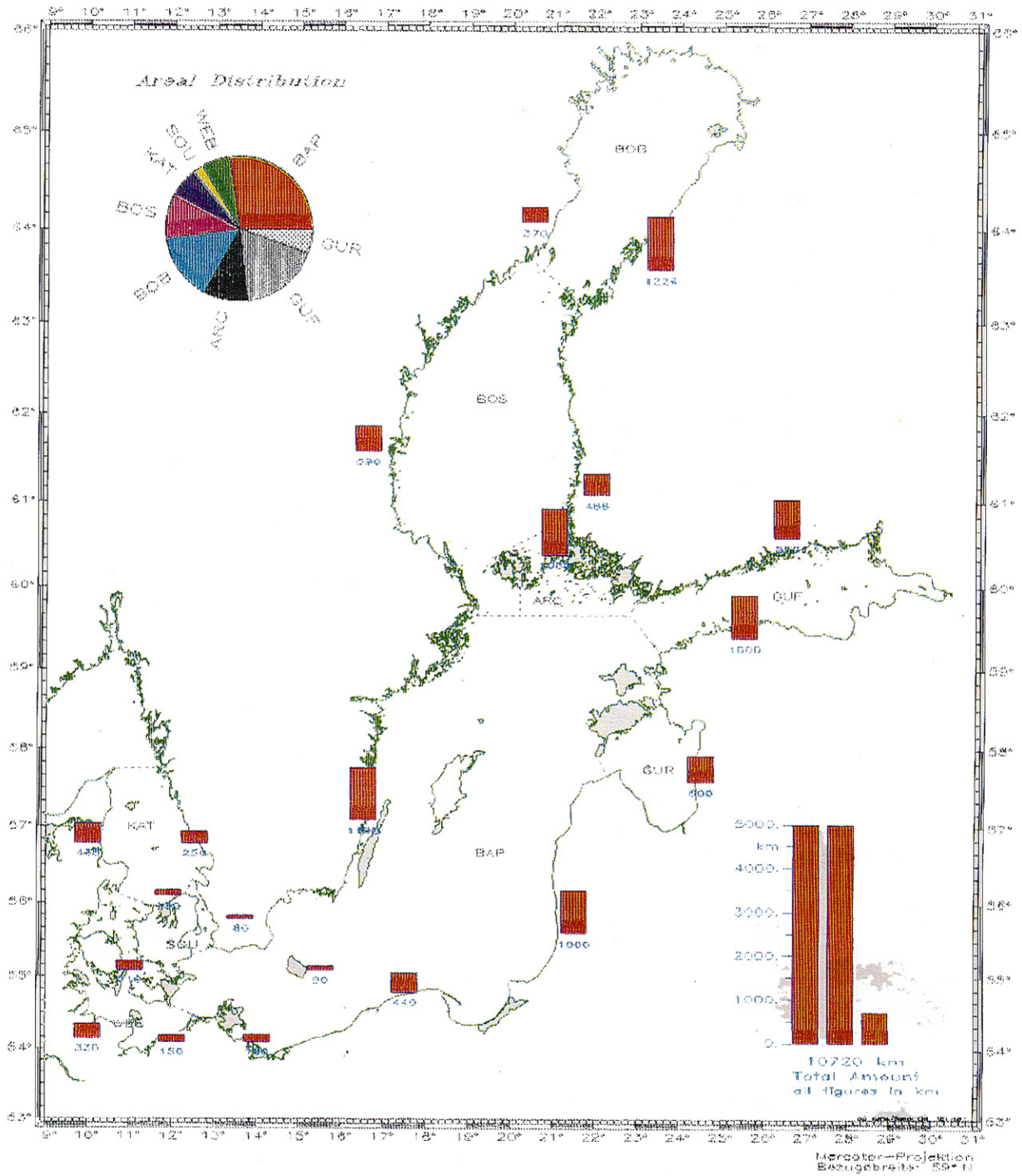


COPPER

8 values of industrial load missing (&).
 4 values of river load missing (§).
 4 values of municipal load missing (*).

Compilation 30 October 1986

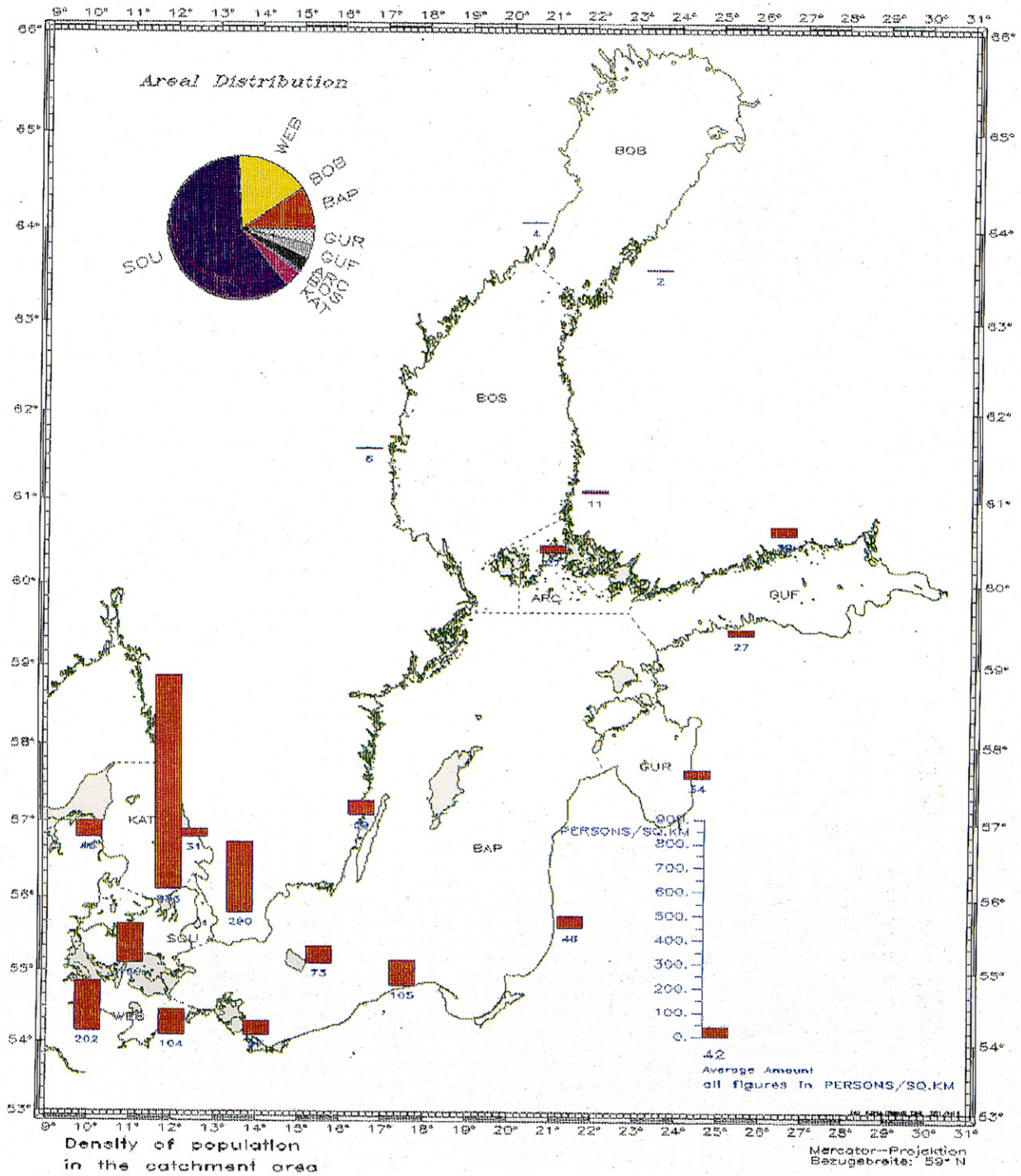
BALTIC SEA



LENGTH OF COASTLINE

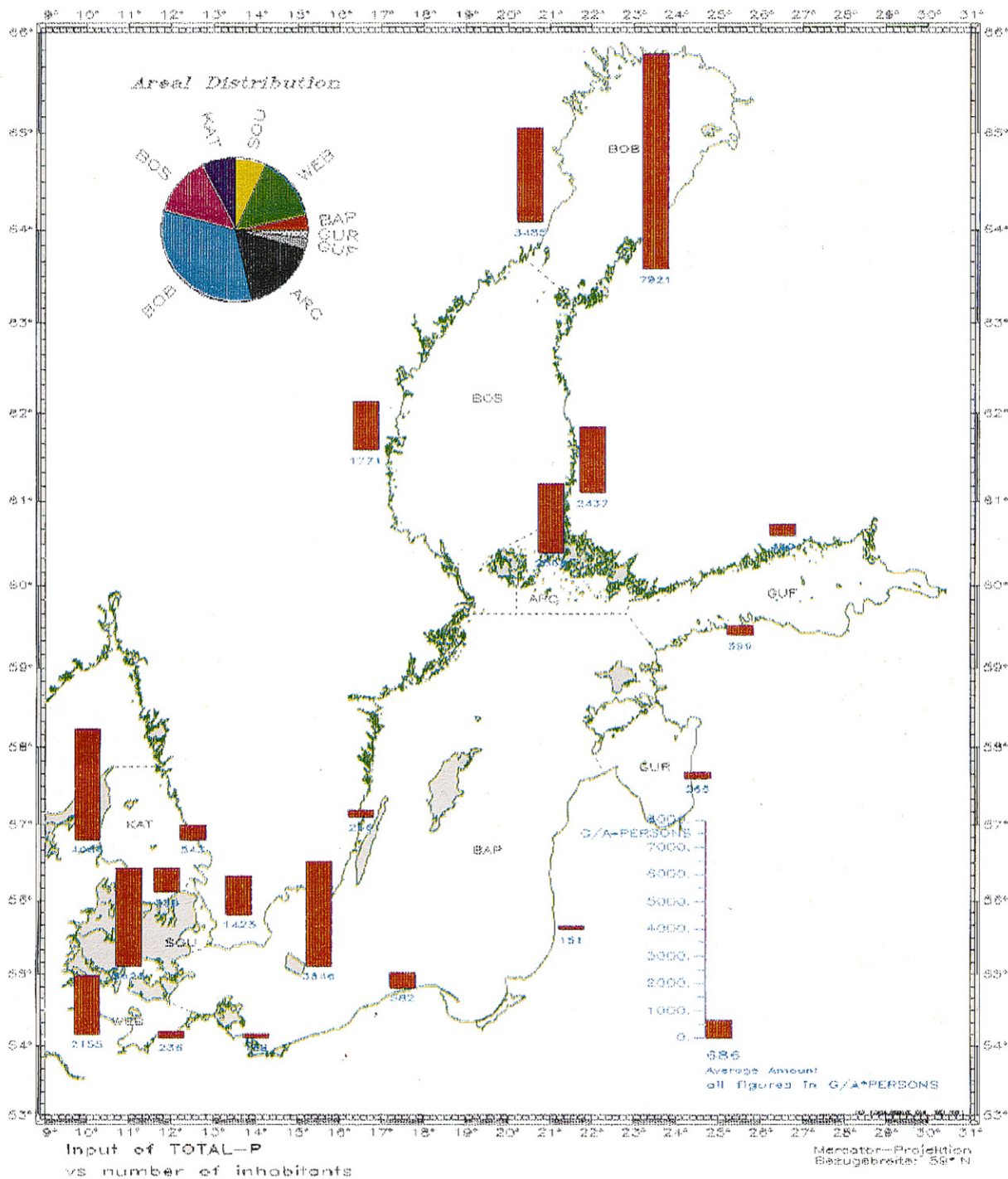
Compilation 30 October 1986

BALTIC SEA



BALTIC SEA

HELCOM Data

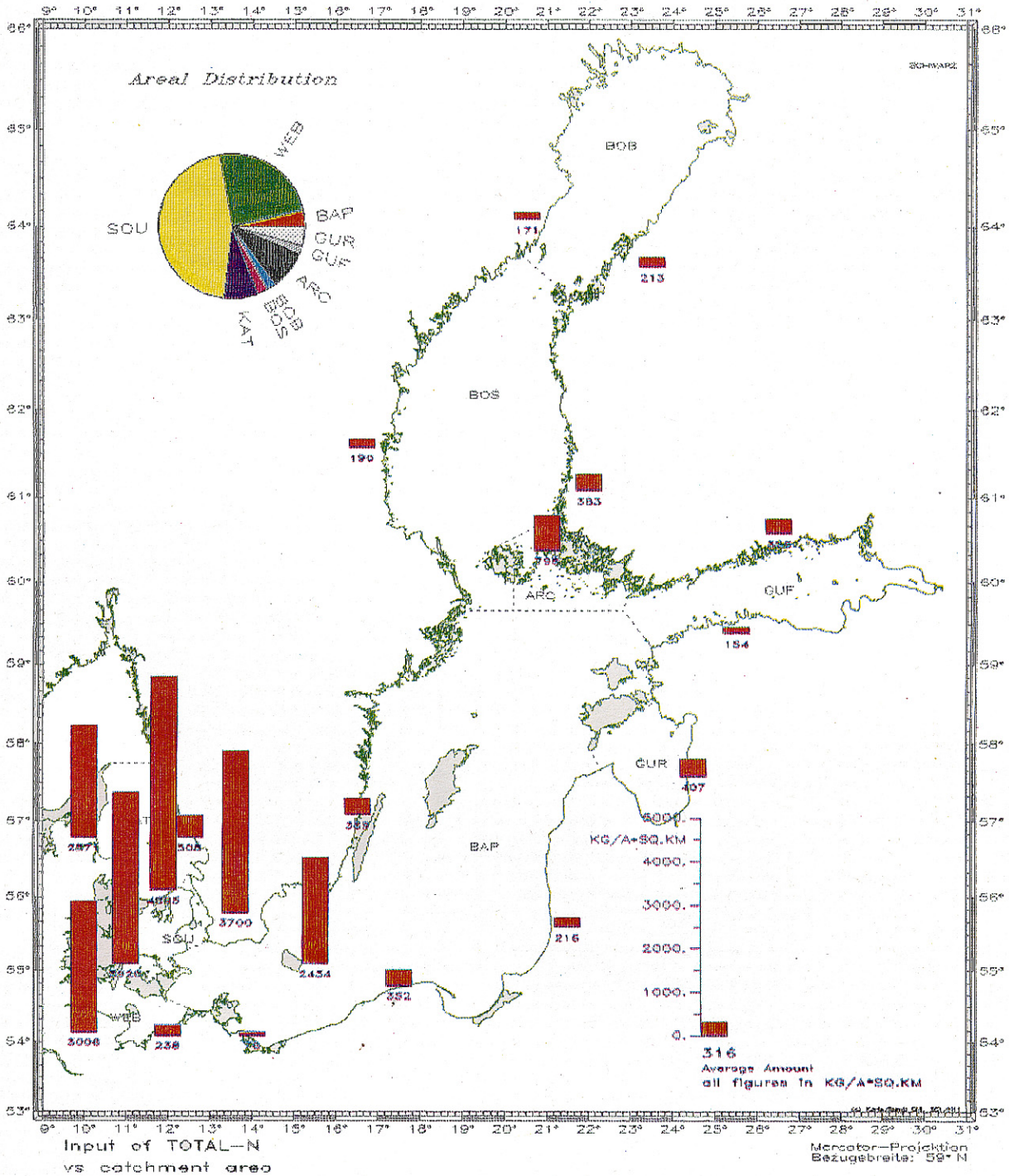


POPULATION DENSITY OF TOT-P

Compilation 30 October 1986

BALTIC SEA

HELCOM Data



AREAL DENSITY OF TOT-N

Compilation 30 October 1986

Baltic Sea Environment Proceedings

- No. 1 JOINT ACTIVITIES OF THE BALTIC SEA STATES WITHIN THE FRAMEWORK OF THE CONVENTION ON THE PROTECTION OF THE MARINE ENVIRONMENT OF THE BALTIC SEA AREA 1974-1978 (1979)*
- No. 2 REPORT OF THE INTERIM COMMISSION (IC) TO THE BALTIC MARINE ENVIRONMENT PROTECTION COMMISSION (1981)
- No. 3 ACTIVITIES OF THE COMMISSION 1980
 - Report on the activities of the Baltic Marine Environment Protection Commission during 1980
 - HELCOM Recommendations passed during 1980 (1981)
- No. 4 BALTIC MARINE ENVIRONMENT BIBLIOGRAPHY 1970-1979 (1981)
- No. 5A ASSESSMENT OF THE EFFECTS OF POLLUTION ON THE NATURAL RESOURCES OF THE BALTIC SEA, 1980
 PART A-1: OVERALL CONCLUSIONS (1981)*
- No. 5B ASSESSMENT OF THE EFFECTS OF POLLUTION ON THE NATURAL RESOURCES OF THE BALTIC SEA, 1980
 PART A-1: OVERALL CONCLUSIONS
 PART A-2: SUMMARY OF RESULTS
 PART B: SCIENTIFIC MATERIAL (1981)
- No. 6 WORKSHOP ON THE ANALYSIS OF HYDROCARBONS IN SEAWATER
 Institut für Meereskunde an der Universität Kiel, Department of Marine Chemistry, March 23 - April 3, 1981 (1982)
- No. 7 ACTIVITIES OF THE COMMISSION 1981
 - Report of the activities of the Baltic Marine Environment Protection Commission during 1981 including the Third Meeting of the Commission held in Helsinki 16-19 February 1982
 - HELCOM Recommendations passed during 1981 and 1982 (1982)

 * out of print

- No. 8 ACTIVITIES OF THE COMMISSION 1982
- Report of the activities of the Baltic Marine Environment Protection Commission during 1982 including the Fourth Meeting of the Commission held in Helsinki 1-3 February 1983
- HELCOM Recommendations passed during 1982 and 1983
(1983)
- No. 9 SECOND BIOLOGICAL INTERCALIBRATION WORKSHOP
Marine Pollution Laboratory and Marine Division of the National Agency of Environmental Protection, Denmark, August 17-20, 1982, Rønne, Denmark
(1983)
- No. 10 TEN YEARS AFTER THE SIGNING OF THE HELSINKI CONVENTION
National Statements by the Contracting Parties on the Achievements in Implementing the Goals of the Convention on the Protection of the Marine Environment of the Baltic Sea Area
(1984)
- No. 11 STUDIES ON SHIP CASUALTIES IN THE BALTIC SEA 1979-1981
Helsinki University of Technology, Ship Hydrodynamics Laboratory, Otaniemi, Finland
P. Tuovinen, V. Kostilainen and A. Hämäläinen
(1984)
- No. 12 GUIDELINES FOR THE BALTIC MONITORING PROGRAMME FOR THE SECOND STAGE
(1984)
- No. 13 ACTIVITIES OF THE COMMISSION 1983
- Report of the activities of the Baltic Marine Environment Protection Commission during 1983 including the Fifth Meeting of the Commission held in Helsinki 13-16 March 1984
- HELCOM Recommendations passed during 1983 and 1984
(1984)
- No. 14 SEMINAR ON REVIEW OF PROGRESS MADE IN WATER PROTECTION MEASURES
17-21 October 1983, Espoo, Finland
(1985)
- No. 15 ACTIVITIES OF THE COMMISSION 1984
- Report on the activities of the Baltic Marine Environment Protection Commission during 1984 including the Sixth Meeting of the Commission held in Helsinki 12-15 March 1985
- HELCOM Recommendations passed during 1984 and 1985
(1985)

- No. 16 WATER BALANCE OF THE BALTIC SEA
A Regional Cooperation Project of the Baltic Sea
States; International Summary Report
(1986)
- No. 17A FIRST PERIODIC ASSESSMENT OF THE STATE OF THE
MARINE ENVIRONMENT OF THE BALTIC SEA AREA,
1980-1985; GENERAL CONCLUSIONS
(1986)
- No. 18 ACTIVITIES OF THE COMMISSION 1985
- Report on the activities of the Baltic Marine
Environment Protection Commission during 1985
including the Seventh Meeting of the Commission
held in Helsinki 11-14 February 1986
- HELCOM Recommendations passed during 1986
(1986)
- No. 19 BALTIC SEA MONITORING SYMPOSIUM
Tallinn, USSR, 10-15 March 1986
(1986)